



# ENERG

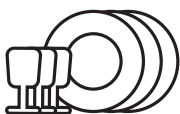


SAMSUNG

DW60A8050BB



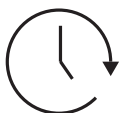
**75** kWh / 



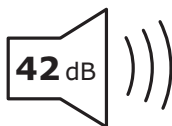
**14** x



**9,8** L



**3:30**



**42** dB

A**B**CD